



MEDICAlliance

WHERE HEALTHCARE IS GOING

MEDICA DÜSSELDORF

COMPAMED DÜSSELDORF

REHACARE DÜSSELDORF

FAMDENT SHOW MUMBAI

INTEGRATION MOSCOW

MEDICAL FAIR ASIA SINGAPORE

MEDICAL FAIR CHINA SUZHOU

MEDICAL FAIR INDIA MUMBAI

MEDICAL FAIR INDIA NEW DELHI

MEDICAL FAIR THAILAND BANGKOK

MEDICAL MANUFACTURING ASIA SINGAPORE

MEDITECH BOGOTÁ

Strategic Co-operations:

HOSPITALAR SÃO PAULO

ZDRAVOOKHRANENIYE MOSCOW

**KEY FACTS
AND
ECONOMIC
DATA**

www.medicalliance.global

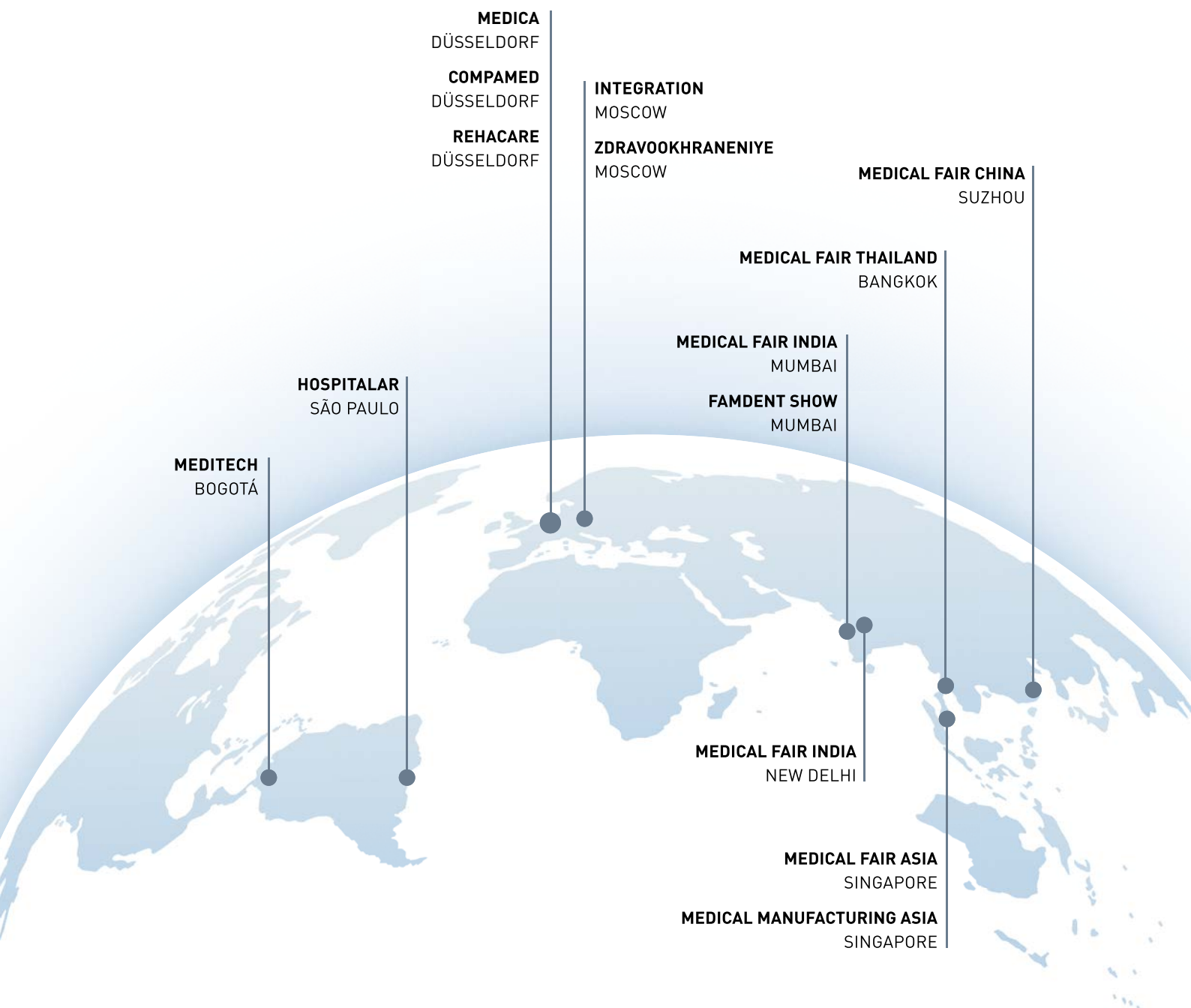


**Messe
Düsseldorf**

JOIN US AROUND THE WORLD

MEDICAlliance is your partner for medical trade fairs worldwide.

Be part of the global network of Messe Düsseldorf and join us in Bangkok, Bogotá, Moscow, Mumbai, New Delhi, São Paulo, Suzhou and Singapore!



WHERE HEALTHCARE IS GOING

MEDICA

Leading International Trade Fair

DÜSSELDORF, GERMANY
18 – 21 NOVEMBER 2019

www.medica.de

Member of  **MEDICAlliance**

General information



Established
1969



Project management
Paolo Bonvecchio
Christian Bigge
Claudio Bucchi
Vanessa Klein
Carolin Krebs
Udo Wiemann



Contact
Paolo Bonvecchio
BonvecchioP@messe-duesseldorf.de



Organiser
Messe Düsseldorf GmbH



Staging cycle
Annual



Venue
Exhibition Centre and Congress
Center Düsseldorf, Germany



Co-located exhibition
COMPAMED

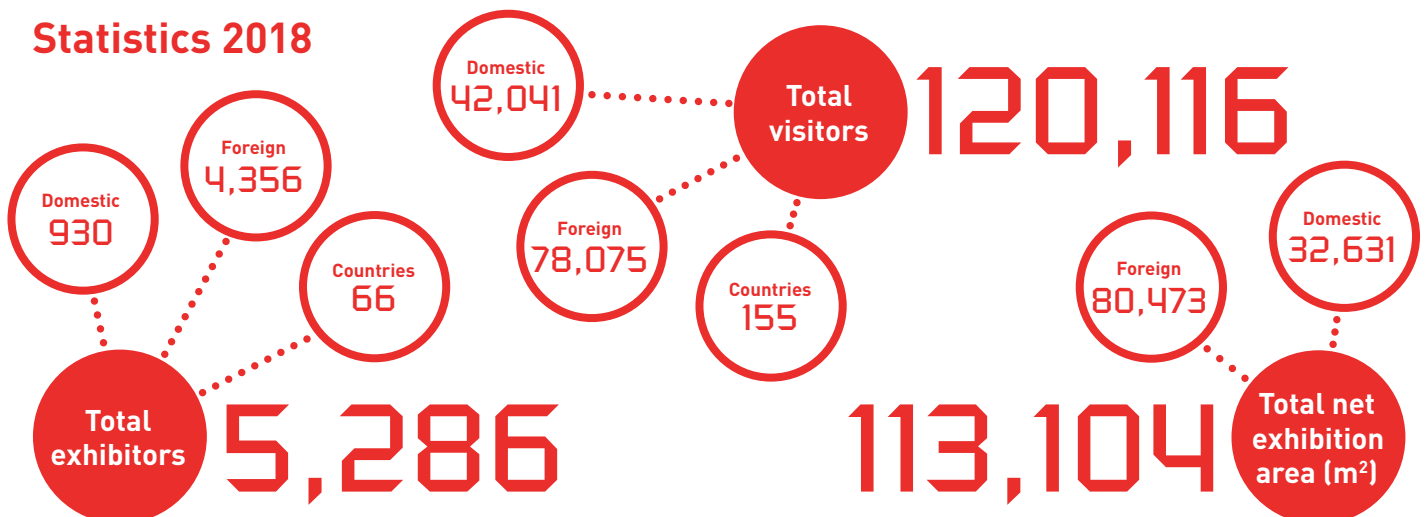
Visitor target groups

- General practitioners
- Hospital doctors
- Hospital managers
- Hospital nursing staff
- Hospital technical managers
- Laboratory managers
- Physiotherapists
- Medical trade
- Medical industry
- Medical assistants (hospital, doctor's surgery, laboratory)
- Hospital operators

Main product categories

Electromedicine and medical technology
Laboratory equipment
Diagnostic tests
Physiotherapy and orthopaedic technology
Commodities and consumer goods
Information and communication technology
Medical services and publications

Statistics 2018



MEDICAlliance

Economic data for Germany



Future prospects for “Medical Technology”

According to the industry association SPECTARIS e.V., the German medical-technology industry is drawing a positive balance for 2017, even if sales are slightly below expectations. Last year, total sales amounted to EUR 29.93 billion, an increase of 2.5 per cent in comparison with 2016. For 2018, SPECTARIS expects an increase of 4 per cent to a total turnover of more than EUR 30 billion for the first time. The medical-technology sector thus remains an important growth driver for the German economy and makes a significant contribution to achieving Germany’s economic-policy goals.

Sources: GTAI, Branchen kompakt: Medizintechnik (Medical Technology) SPECTARIS, press release from 18 May 2018
Further information: www.zvei.de | www.spectaris.de | www.bvmed.de

Market data for “Medical Technology”

Market volume in € millions (2017)

29,930

Export in € millions (2017)

19,080

Outline data

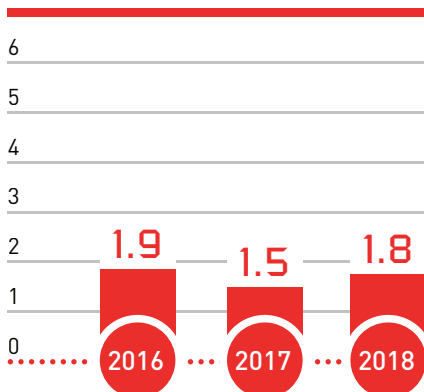
	Number of inhabitants (million)	82.7	2017
	Population increase (% p.a.)	-0.2	2017
	Average life expectancy at birth (years)	80.5	2014
	Proportion of health expenditure to GDP (%)	11.3	2015
	Doctors/100,000 inhabitants	413	2015
	Hospital beds/100,000 inhabitants	611	2015

Source: Statistisches Bundesamt

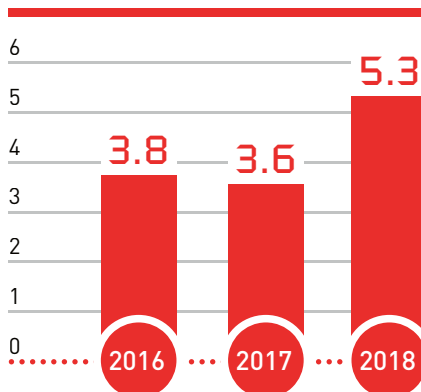
Key economic data 2016 to 2018*

Real change in % in comparison with previous year | *2017 and 2018: Forecast | Source: Germany Trade & Invest, www.gtai.com

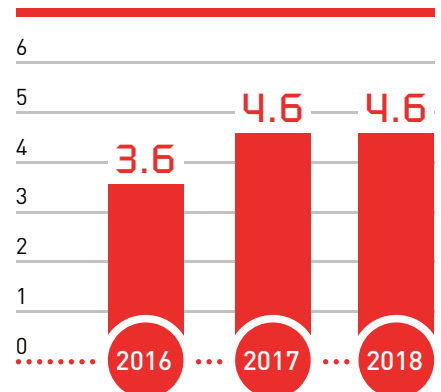
GDP



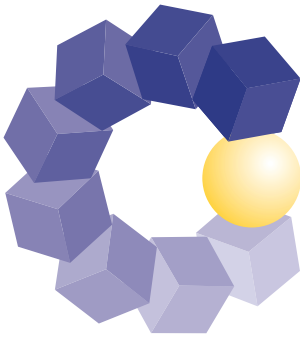
Gross capital investment



Export (only goods)



COMPAMED



www.compamed.de

Leading International Trade Fair

DÜSSELDORF, GERMANY
18 – 21 NOVEMBER 2019

Member of  MEDICAlliance

General information



Established
1991



Project management
Christian Bigge



Staging cycle
Annual



Organiser
Messe Düsseldorf GmbH



Contact
Christian Bigge
BiggeC@messe-duesseldorf.de
Phone: +49 211 4560 573



Co-located exhibition
MEDICA



Venue
Exhibition Centre and Congress
Center Düsseldorf, Germany

Visitor target groups

- Design engineers
- Engineers and technicians for R&D and production departments
- Heads of research and development departments
- Medical-technology exhibitors from the MEDICA
- Packaging specialists
- Process engineers
- Production managers
- Qualification and validation specialists
- Quality assurance/ quality control managers
- Technical procurement managers

Main product categories

Manufacturing of components
Manufacturing of finished products
Services
Manufacturing equipment
Components, modules, OEM equipment
Electrical components, electronic components
Microtechnology
Raw materials, materials, adhesives
Software, IT

Statistics 2018



MEDICAlliance

Economic data for Germany



Future prospects for “Medical Technology”

According to the industry association SPECTARIS e.V., the German medical-technology industry is drawing a positive balance for 2017, even if sales are slightly below expectations. Last year, total sales amounted to EUR 29.93 billion, an increase of 2.5 per cent in comparison with 2016. For 2018, SPECTARIS expects an increase of 4 per cent to a total turnover of more than EUR 30 billion for the first time. The medical-technology sector thus remains an important growth driver for the German economy and makes a significant contribution to achieving Germany’s economic-policy goals.

Sources: GTAI, Branchen kompakt: Medizintechnik (Medical Technology)
SPECTARIS, press release from 18 May 2018
Further information: www.zvei.de | www.spectaris.de | www.bvmed.de

Market data for “Medical Technology”

Market volume in € millions (2017)

29,930

Export in € millions (2017)

19,080

Outline data

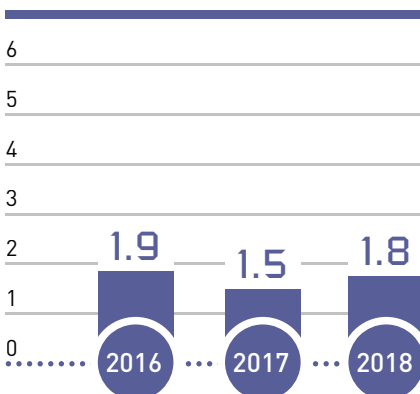
	Number of inhabitants (million)	82.7	2017
	Population increase (% p.a.)	-0.2	2017
	Average life expectancy at birth (years)	80.5	2014
	Proportion of health expenditure to GDP (%)	11.3	2015
	Doctors / 100,000 inhabitants	413	2015
	Hospital beds / 100,000 inhabitants	611	2015

Source: Statistisches Bundesamt

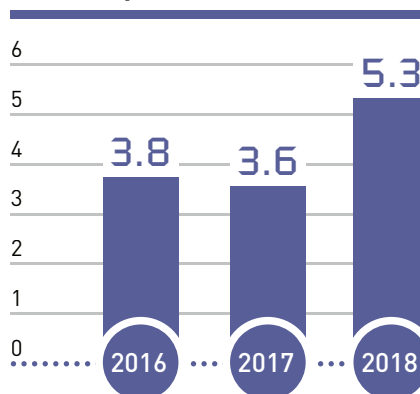
Key economic data 2016 to 2018*

Real change in % in comparison with previous year | *2017 and 2018: Forecast | Source: Germany Trade & Invest, www.gtai.com

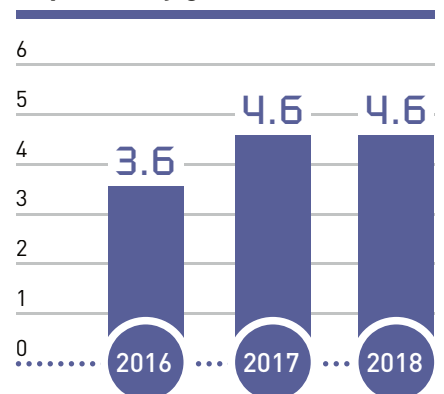
GDP

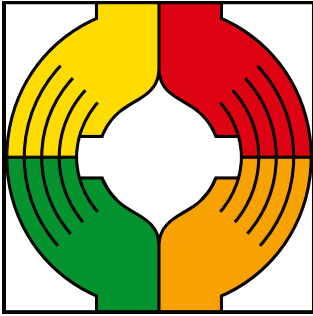


Gross capital investment



Export (only goods)





International Trade Fair for Rehabilitation and Care

DÜSSELDORF, GERMANY

18-21 SEPTEMBER 2019


Member of  **MEDICAlliance**

General information

 **Established**
1977

 **Organiser**
Messe Düsseldorf GmbH

 **Venue**
Exhibition Centre and Congress
Center Düsseldorf, Germany

 **Project management**
Gabriele Hainke
Elke Petermann

 **Staging cycle**
Annual

 **Contact**
Gabriele Hainke
HainkeG@messe-duesseldorf.de
Phone: +49 211 4560 507
Elke Petermann
PetermannE@messe-duesseldorf.de
Phone: +49 211 4560 599

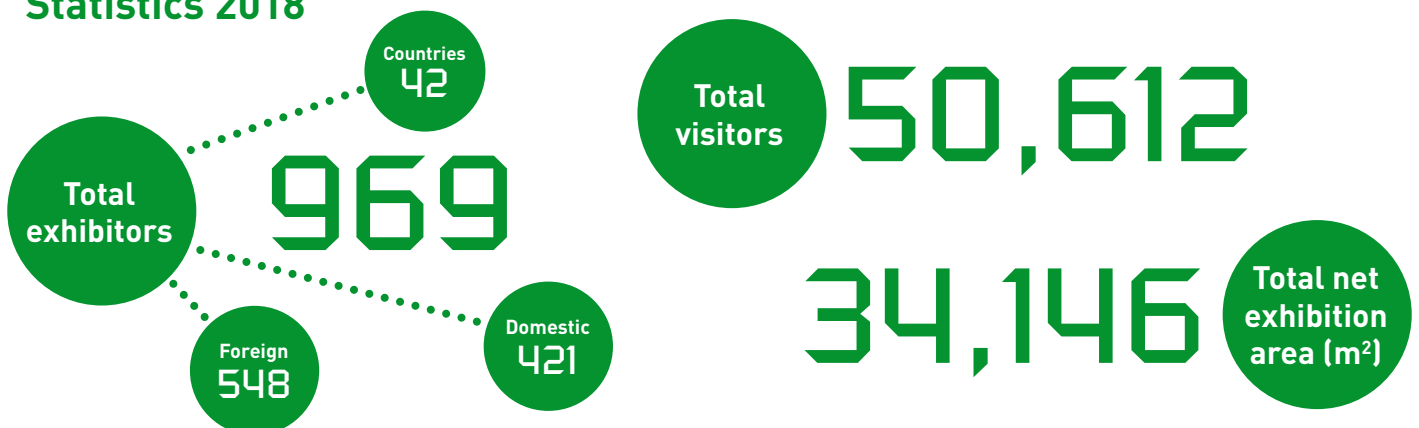
Visitor target groups

- Medical Trade/Health Care Supply Store, Orthopaedy handicraft
- Assistive technology industry, Other industrial branches
- Rehabilitation Hospital/Rehab facility
- Hospital
- Nursing Home, retirement home
- Doctors' surgery, other surgery
- Outpatient nursing
- Assisted living
- Special Facility/Training Center/Workshop
- Association/Organisation
- Public authority
- Cost bearer, health and care insurance, private health insurance
- University/High School/Technical College
- Construction sector/Construction service

Main product categories

- Daily living aids
- Wheelchairs, vehicles
- Mobility aids, walking aids
- Nursing care (in-patient/homecare)
- Aids for children
- Cars, car adaption
- Orthopedic aids
- Exoskeletons
- Ambient Assisted Living (AAL)
- Clothing, protective gear
- In-patient medical care
- Body care, body hygiene
- Communication aids, IT
- Physiotherapy, ergotherapy, physical training
- Food, kitchen furnishing and supplies
- Barrier free living
- Education, employment, occupation
- Padagogy, education and further training
- Sports, leisure time, games
- Travelling
- Associations, institutions, organisations

Statistics 2018



MEDICAlliance

Economic data for Germany



Future prospects for “Medical Technology”

According to the industry association SPECTARIS e.V., the German medical-technology industry is drawing a positive balance for 2017, even if sales are slightly below expectations. Last year, total sales amounted to EUR 29.93 billion, an increase of 2.5 per cent in comparison with 2016. For 2018, SPECTARIS expects an increase of 4 per cent to a total turnover of more than EUR 30 billion for the first time. The medical-technology sector thus remains an important growth driver for the German economy and makes a significant contribution to achieving Germany’s economic-policy goals.

Sources: GTAI, Branchen kompakt: Medizintechnik (Medical Technology) SPECTARIS, press release from 18 May 2018
Further information: www.zvei.de | www.spectaris.de | www.bvmed.de

Market data for “Medical Technology”

Market volume in € millions (2017)

29,930

Export in € millions (2017)

19,080

Outline data

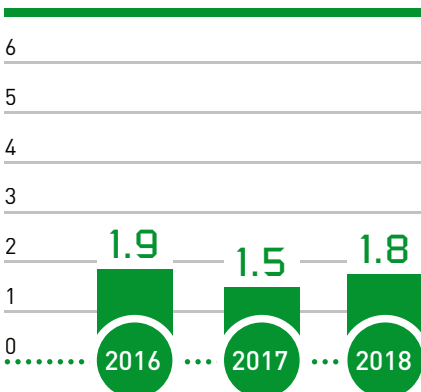
	Number of inhabitants (million)	82.7	2017
	Population increase (% p.a.)	-0.2	2017
	Average life expectancy at birth (years)	80.5	2014
	Proportion of health expenditure to GDP (%)	11.3	2015
	Doctors/100,000 inhabitants	413	2015
	Hospital beds/100,000 inhabitants	611	2015

Source: Statistisches Bundesamt

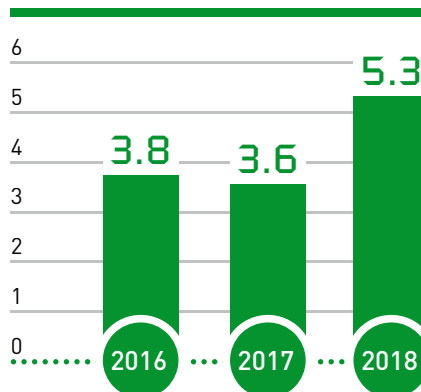
Key economic data 2016 to 2018*

Real change in % in comparison with previous year | *2017 and 2018: Forecast | Source: Germany Trade & Invest, www.gtai.com

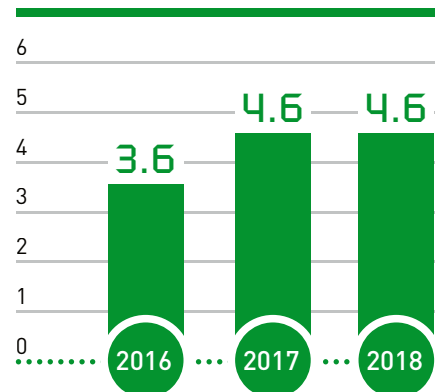
GDP



Gross capital investment



Export (only goods)





www.famdent.com

Scientific Conferences & Trade Fairs

BOMBAY CONVENTION & EXHIBITION CENTRE, MUMBAI* 7-9 JUNE 2019

Member of  **MEDICAlliance**

*Further satellite events in Hyderabad, Pune, Indore and Nagpur

General information



Established
2005



Organiser
Messe Düsseldorf India Pvt. Ltd.



Project management
Messe Düsseldorf India Pvt. Ltd.



Venue
Bombay Convention
& Exhibition Centre
Mumbai, India



Contact
Cheryl Fernandes
FernandesC@md-india.com
Phone: +91 22 66789933



Staging cycle
Annual

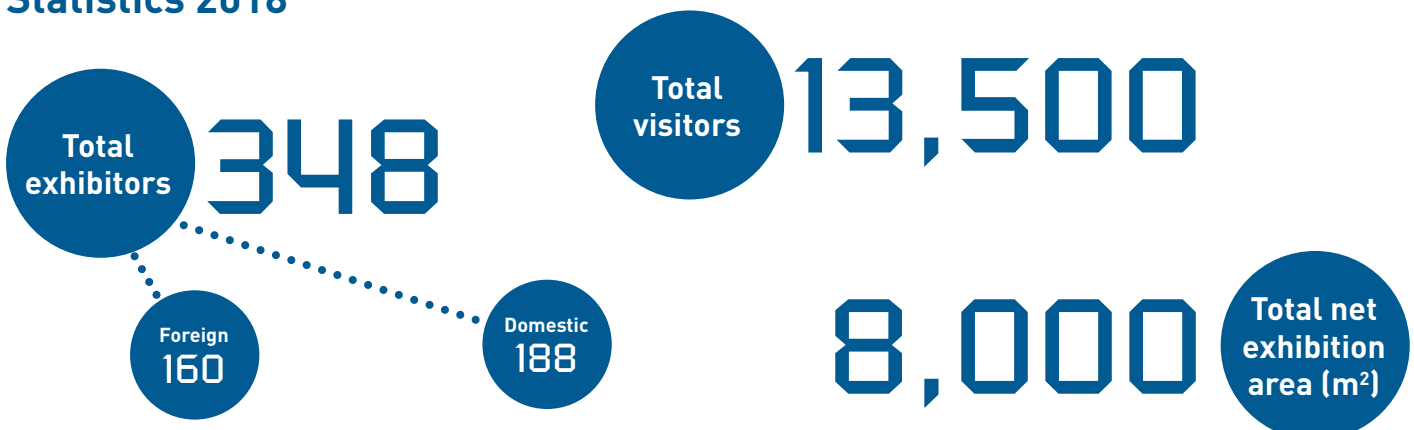
Visitor Profile

- Practicing Dentists
- Dealers & labs
- Students
- others

Exhibitor Profile

- Dental dealers
- Manufacturers
- Importers of dental equipment
- Instruments and consumables
- Service providers like software, continuing dental education providers

Statistics 2018



MEDICAlliance

Economic data for India



Future prospects for “Medical Technology”

India continues to be one of the most promising markets for medical technology worldwide. Strong economic growth as well as low inflation and interest rates will further accelerate the development of the sector. According to the market research company Business Monitor, the market volume for medical-technology products is expected to grow to around USD 5 billion by 2020. The industry is also benefiting from increasing medical tourism as well as the increasing importance of telemedicine and M-Health. The Indian medical-technology market’s high dependence on imports continues to offer the best opportunities for international manufacturers.

Source: GTAI, Branchen kompakt: Medizintechnik (Medical Technology)
Further information: www.aimedindia.com

Market data for “Medical Technology”

Market volume in US\$ millions (2015)

2,925

Import in US\$ millions (2015)

2,493

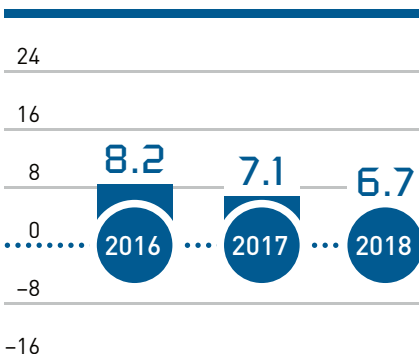
Outline data

	Number of inhabitants (million)	1.200	2014
	Population increase (% p.a.)	1.3	2014
	Average life expectancy at birth (years)	66	2011
	Proportion of health expenditure to GDP (%)	4.1	2015
	Doctors/100,000 inhabitants	70	2015
	Hospital beds/100,000 inhabitants	90	2015

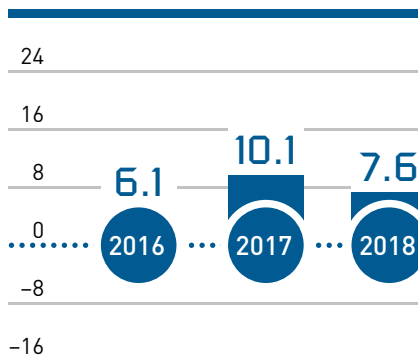
Key economic data 2016 to 2018*

Real change in % in comparison with previous year | Source: GTAI, Branchen kompakt: Medizintechnik (Medical Technology)

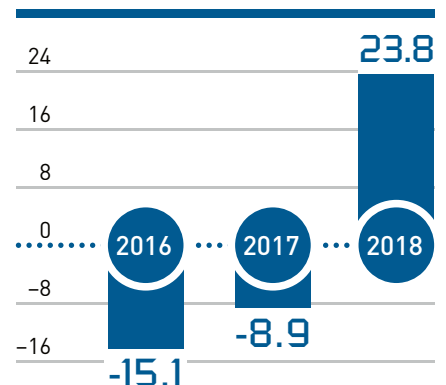
GDP




Gross capital investment



Import





7th International Exhibition for Rehabilitation Equipment and 2th Russian Forum on Prosthetics and Orthotics

AO EXPOCENTRE FAIRGROUNDS AT
KRASNAYA PRESNYA, MOSCOW, RUSSIA
25 – 27 JUNE 2019


www.integration.ru

Member of  **MEDICAlliance**


General information

 **Established**
2011

 **Organiser**
000 Messe Düsseldorf Moscow
Leipziger Messe International
GmbH

 **Venue**
AO EXPOCENTRE
Fairgrounds at Krasnaya
Presnya, Moscow, Russia

 **Project management**
Mikhail Shatov

 **Contact**
Mikhail Shatov
ShatovM@messe-duesseldorf.ru
Phone: +7 495 955 91 99 ext. 634

 **Staging cycle**
Biennial

Visitor target groups

- Science community
- Businessmen
- Dealers
- Federal and regional state authorities
- Mass media
- Medical experts
- Non-commercial organisations
- People with disabilities, patients
- Physiotherapists
- Decision-makers, buyers and managers from hospitals, clinics and rehabilitation centers, private and public orthopaedic workshops, public agencies, insurers and medical appraisal services
- State institutions and enterprises
- Disability assessors

Main product categories

Accessible social, transport and engineering infrastructure

Associations, public organisations, media

Communication

Daily living aids, household, nutrition and clothing

Education, professional training, occupation and employment

Health resorts and rehabilitation centres

Medical care

Mobility and walking aids

Nursing care for in-patient, homecare for disabled and elderly

Orthopaedic aids

Orthopaedic shoe technology

Physical training, physiotherapy and occupational therapy

Technical means and technologies for rehabilitation

Travel, leisure, sports and recreation

Statistics 2017



MEDICAlliance

Economic data for Russia

INTEGRATION
ZDRAVOOKHRANENIYE



Future prospects for “Medical Technology”

After the weak past few years, demand for medical technology in Russia is picking up again. The industry is benefiting from increasing investments in the health sector. More than EUR 40 billion will be invested in new clinics and other medical equipment this year. Analysts of the management consultancy KPMG even expect public spending of around EUR 48 billion this year (+10 per cent compared to 2017), which corresponds to a share of around 3.6 per cent of the GDP. The government wants to tighten import substitution in medical technology, which should make market access more difficult for international companies. The private health sector and telemedicine offer new and promising business opportunities.

Source: GTAI, Branchen kompakt: Medizintechnik (Medical Technology)
Further information: www.medprom.ru

Market data for “Medical Technology”

Market volume in US\$ millions (2016)

3,122

Import in US\$ millions (2016)

2,711

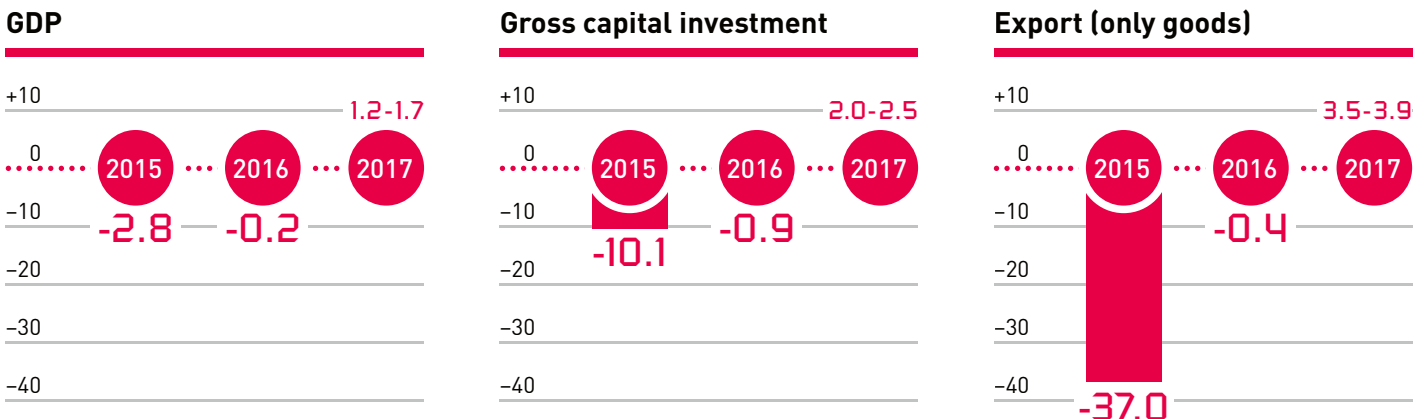
Outline data

	Number of inhabitants (million)	146.9	2016
	Population increase (% p.a.)	0.1	2016
	Average life expectancy at birth (years)	71.8	2016
	Proportion of health expenditure to GDP (%)	3.6	2016
	Doctors/100,000 inhabitants	459	2016
	Hospital beds/100,000 inhabitants	866	2016

Source: Statistisches Bundesamt

Key economic data 2015 to 2017*

Real change in % in comparison with previous year | *2016 and 2017: Forecast | Source: GTAI, Branchen kompakt: Medizintechnik (Medical Technology)












International Exhibition on Hospital,
Diagnostic, Pharmaceutical, Medical &
Rehabilitation Equipment & Supplies

MARINA BAY SANDS, SINGAPORE
9 – 11 SEPTEMBER 2020

www.medicalfair-asia.com

Member of  MEDICAlliance

General information

 Established 1997	 Project management Daphne Yeo	 Staging cycle Biennial
 Organiser Messe Düsseldorf Asia Pte. Ltd.	 Contact Daphne Yeo medicalfair-asia@mda.com.sg Phone: +65 6332 9620 Christian Bigge BiggeC@messe-duesseldorf.de Phone: +49 211 4560 573	 Co-located exhibition MEDICAL MANUFACTURING ASIA
 Venue The Sands Expo & Convention Centre, Marina Bay Sands, Singapore		

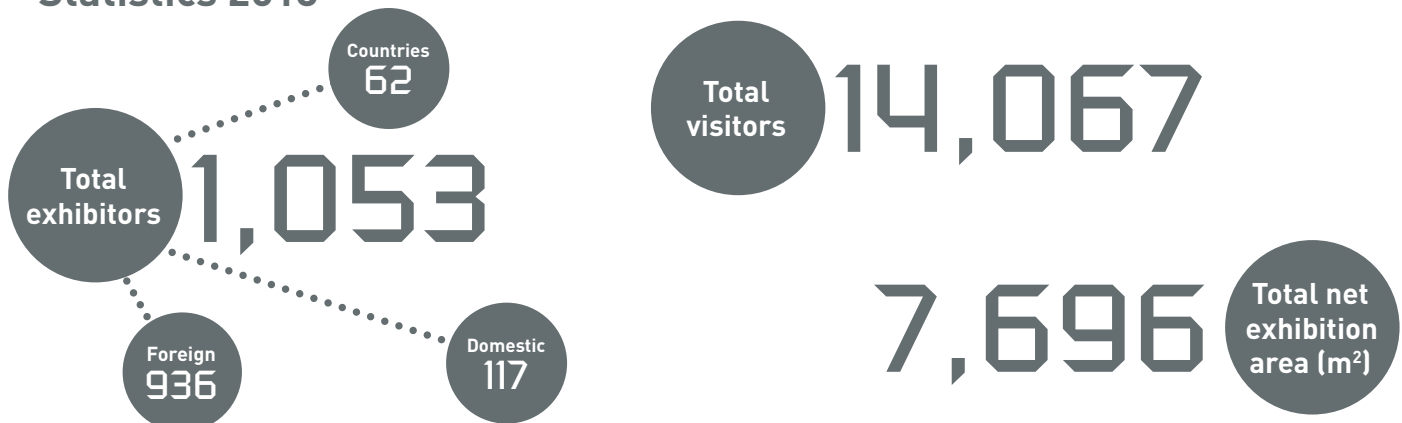
Visitor target groups

- Biologists, biochemists, technicians
- Care services and self-help groups
- Dispensing chemists, pharmacists
- Doctors (surgeries and hospital)
- Elderly care/homecare centres
- Emergency relief organisations
- Health ministry officials
- Hospital managers and employees
- Hospital technicians
- In-home nursing care
- Nursing officers
- Organisations for the disabled
- Physiotherapists/occupational therapists
- Rehabilitation organisations, nursing homes
- Visitors from industry and commerce

Main product categories

- Accident and emergency equipment
- Building technology and services
- Catering and kitchen equipment
- Communication, IT and connected health
- Dental equipment and supplies
- Diagnostics
- Disinfection and disposal systems
- Electromedical equipment/medical technology
- Fabrics/laundry
- Laboratory equipment
- Medical furniture and equipment
- Medical consumables
- Ophthalmic supplies
- Pharmaceutical supplies
- Rehabilitation equipment/orthopaedic supplies
- Services and publications

Statistics 2018



MEDICALAlliance

Economic data for Singapore



Future prospects for “Medical Technology”

The highly developed and largely saturated market for medical technology in Singapore should continue to expand in the medium term, with rates in the double digits in some cases. It is primarily public hospital projects that are ensuring sustained growth. The RMI Research Group expects annual growth of 11 per cent by 2020 and a market volume of around USD 858 million. The bulk of medical technology is imported, so that there are still excellent opportunities for international manufacturers.

Source: GTAI, Branchen kompakt: Medizintechnik (Medical Technology)
Further information: www.smfederation.org.sg

Market data for “Medical Technology”

Market volume in US\$ millions (2015)

0,509

Import in US\$ millions (2015)

3,500

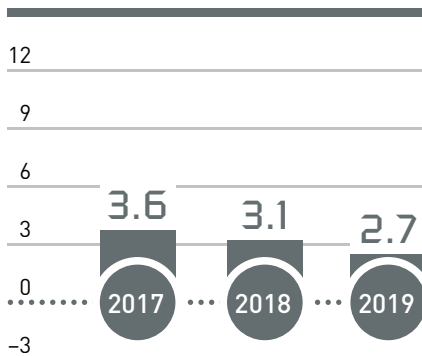
Outline data

	Number of inhabitants (million)	5.5	2015
	Population increase (% p.a.)	1.2	2015
	Average life expectancy at birth (years)	83	2015
	Proportion of health expenditure to GDP (%)	4.9	2014
	Doctors/100,000 inhabitants	225	2015
	Hospital beds/100,000 inhabitants	244	2015

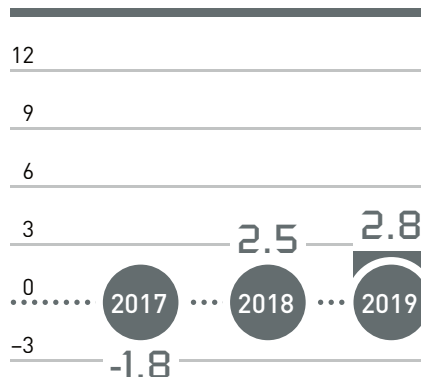
Key economic data 2017 to 2019*

Real change in % in comparison with previous year | *2018 and 2019: Forecast | Source: GTAI, Branchen kompakt: Medizintechnik (Medical Technology)

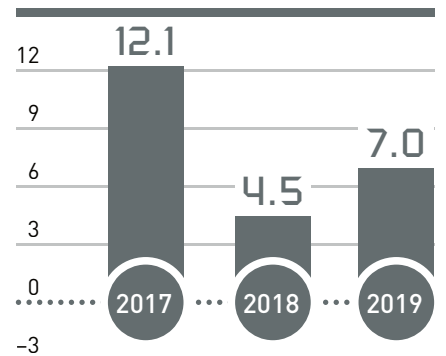
GDP



Gross capital investment



Import





MEDICAL FAIR CHINA – Collocated with
China Medical Innovation Forum
SUZHOU INTERNATIONAL EXPO CENTRE
SUZHOU, CHINA
5-7 SEPTEMBER 2019

www.medicalfair.cn

Member of  **MEDICAlliance**

General information



Established
2016



Venue
Suzhou International Expo
Centre, Suzhou, China



Contact
Rebecca Qiang
rebecca.qiang@mds.cn
Phone: +86 10 65907 101



Organiser
Messe Düsseldorf (Shanghai)
Co., Ltd.
China Service Alliance of
Medical Devices Innovation
(CSAMDI)



Project management
Rebecca Qiang



Staging cycle
Annual

Visitor profile

- Hospitals and medical institutions
- Medical device dealers, agents and retail traders
- Universities and research institutions
- Medical device R&D institutions and manufacturers
- Purchasers and suppliers of medical equipment raw materials, components, accessories and software products
- Investment companies
- Government agencies and associations

Some highlights

Display the world's latest medical equipment and innovative technology.

Leading platform for medical innovation, so hospital, dealers, colleagues and industrial parks exhibit at same time.

Supported by government, MFC helps you to open the local market easily.

Concurrent event: Global Device Week brings global medical experts to lead the innovation.

Statistics 2018



MEDICAlliance

Economic data for People's Republic of China



Future prospects for “Medical Technology”

The market for medical technology in China continues to grow; it is above all the modernisation of the healthcare system that is increasingly creating demand. If growth continues, the medical technology market should even move to second place worldwide, behind the USA, in the next few years. At the same time, the government is focusing on promoting a strong domestic medical-technology sector, as the import ratio in some segments is still between 80 and 90 per cent. Medical technology is in demand in its entire range from high-end X-ray or MRI devices to surgical instruments. Hospitals remain the main customers for medical-technology products, with the proportion of private institutions expected to increase to 30 per cent by 2020.

Source: GTAI, Branchen kompakt: Medizintechnik (Medical Technology)
Further information: www.camdi.org

Market data for “Medical Technology”

Market volume in US\$ millions (2015)

37,000

Import in US\$ millions (2015)

13,760

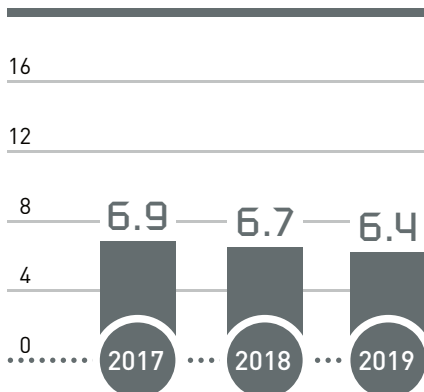
Outline data

	Number of inhabitants (billion)	1.38	2016
	Population increase (% p.a.)	0.6	2016
	Average life expectancy at birth (years)	76.1	2016
	Proportion of health expenditure to GDP (%)	6.0	2015
	Doctors/100,000 inhabitants	229	2016
	Hospital beds/100,000 inhabitants	540	2016

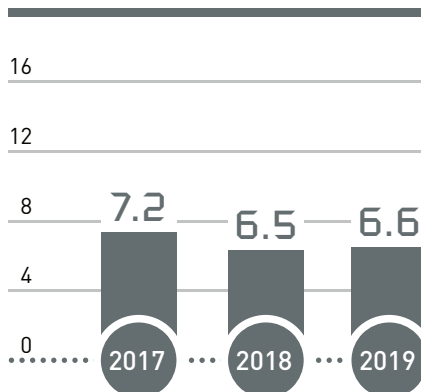
Key economic data 2017 to 2019*

Real change in % in comparison with previous year | *2018 and 2019: Forecast | Source: GTAI, Branchen kompakt: Medizintechnik (Medical Technology)

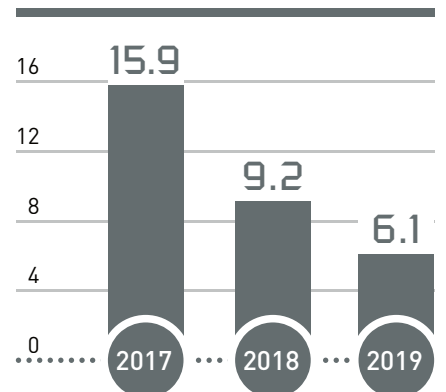
GDP



Gross capital investment



Import





International Exhibition and Conference BOMBAY CONVENTION & EXHIBITION CENTRE, MUMBAI 5 – 7 MARCH 2020

www.medicalfair-india.com

Member of  **MEDICAlliance**

General information



Established
1990



Organiser
Messe Düsseldorf GmbH
Messe Düsseldorf India Pvt. Ltd.



Venue
Bombay Convention
& Exhibition Centre
Mumbai, India



Project management
Paolo Bonvecchio
Siddhartha Mishra



Contact
Paolo Bonvecchio
BonvecchioP@messe-duesseldorf.de
Phone: +49 211 4560 483
Siddhartha Mishra
MishraS@md-india.com
Phone: +91 11 4855 00 61



Staging cycle
Biennial

Visitor target groups

- CEOs/GMs of hospitals/medical centres
- Medical directors
- Medical superintendents
- Hospital administrators
- GMs/HODs of purchase
- Technical and operations departments
- Security and emergency services
- Health and safety departments
- Officials from central public and health departments
- Biomedical engineers
- Construction and real estate
- Project management consultants
- Architects and planners
- Designers
- Directors of HR and nursing departments
- Deans of medical colleges/universities
- Heads of maintenance departments

Main product categories

Medical technology

Medical equipments

Medical consumables/
medical disposables

Hospital furniture

Surgical instruments

Laboratory and analytical
equipment and products

Life sciences, biotechnology
and diagnostics

Pharmacy and dispensary
equipment and furniture

HVAC

Hospital & clinical equipments

Rehabilitation

Components

Services

Wireless health/mobile health

Hospital infrastructure

Statistics 2018





International Exhibition and Conference

PRAGATI MAIDAN,
NEW DELHI, INDIA

19 – 21 FEBRUARY 2021

www.medicalfair-india.com

Member of  **MEDICAlliance**

General information



Established
1990



Venue
Pragati Maidan
New Delhi, India



Contact
Paolo Bonvecchio
BonvecchioP@messe-duesseldorf.de
Phone: +49 211 4560 483
Siddhartha Mishra
MishraS@md-india.com
Phone: +91 11 4855 00 61



Organiser
Messe Düsseldorf GmbH
Messe Düsseldorf India Pvt. Ltd.



Project management
Paolo Bonvecchio
Siddhartha Mishra



Staging cycle
Biennial

Visitor target groups

- CEOs/GMs of hospitals/medical centres
- Medical directors
- Medical superintendents
- Hospital administrators
- GMs/HODs of purchase
- Technical and operations departments
- Security and emergency services
- Health and safety departments
- Officials from central public and health departments
- Biomedical engineers
- Construction and real estate
- Project management consultants
- Architects and planners
- Designers
- Directors of HR and nursing departments
- Deans of medical colleges/universities
- Heads of maintenance departments

Main product categories

Medical technology

Medical equipments

Medical consumables/
medical disposables

Hospital furniture

Surgical instruments

Laboratory and analytical
equipment and products

Life sciences, biotechnology
and diagnostics

Pharmacy and dispensary
equipment and furniture

HVAC

Hospital & clinical equipments

Rehabilitation

Components

Services

Wireless health/mobile health

Hospital infrastructure

Statistics 2019



MEDICAlliance

Economic data for India



Future prospects for “Medical Technology”

India continues to be one of the most promising markets for medical technology worldwide. Strong economic growth as well as low inflation and interest rates will further accelerate the development of the sector. According to the market research company Business Monitor, the market volume for medical-technology products is expected to grow to around USD 5 billion by 2020. The industry is also benefiting from increasing medical tourism as well as the increasing importance of telemedicine and M-Health. The Indian medical-technology market’s high dependence on imports continues to offer the best opportunities for international manufacturers.

Source: GTAI, Branchen kompakt: Medizintechnik (Medical Technology)
Further information: www.aimedindia.com

Market data for “Medical Technology”

Market volume in US\$ millions (2015)

2,925

Import in US\$ millions (2015)

2,493

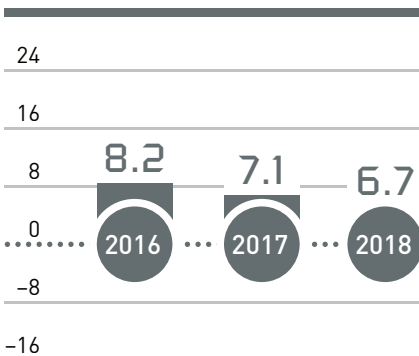
Outline data

	Number of inhabitants (million)	1.200	2014
	Population increase (% p.a.)	1.3	2014
	Average life expectancy at birth (years)	66	2011
	Proportion of health expenditure to GDP (%)	4.1	2015
	Doctors/100,000 inhabitants	70	2015
	Hospital beds/100,000 inhabitants	90	2015

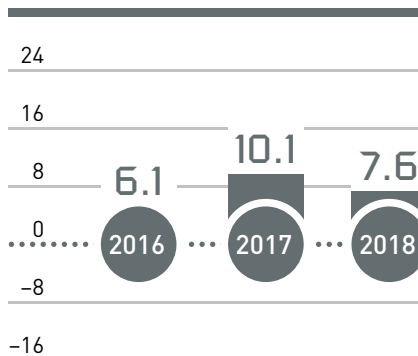
Key economic data 2016 to 2018*

Real change in % in comparison with previous year | Source: GTAI, Branchen kompakt: Medizintechnik (Medical Technology)

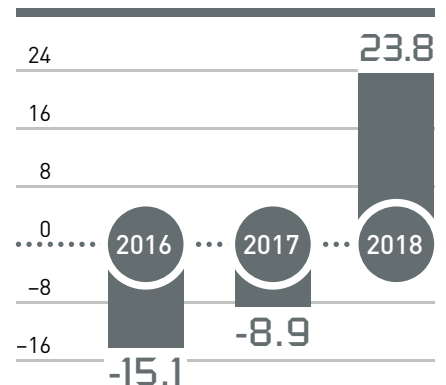
GDP



Gross capital investment



Import





International Exhibition on Hospital,
Diagnostic, Pharmaceutical, Medical &
Rehabilitation Equipment & Supplies

BITEC, BANGKOK, THAILAND
11 – 13 SEPTEMBER 2019

www.medicalfair-thailand.com

Member of  **MEDICAlliance**

General information



Established
2003



Staging cycle
Biennial



Contact
Daphne Yeo
medicalfair-thailand@mda.com.sg
Phone: +65 6332 9620
Christian Bigge
BiggeC@messe-duesseldorf.de
Phone: +49 211 4560 573



Organiser
Messe Düsseldorf Asia Pte. Ltd.



Project management
Daphne Yeo



Venue
Bangkok International Trade
and Exhibition Centre
Bangkok, Thailand

Visitor target groups

- Health ministry officials
- Hospital managers and employees
- Doctors (surgeries and hospital)
- Nursing officers
- Hospital technicians
- Biologists, biochemists, technicians
- Dispensing chemists, pharmacists
- Physiotherapists
- Rehabilitation organisations, nursing homes
- Organisations for the disabled
- Care services and self-help groups
- Visitors from industry and commerce

Main product categories

Accident and emergency equipment

Fabrics/laundry

Building technology and services

Laboratory equipment

Catering and kitchen equipment

Medical furniture and equipment

Communication, IT and connected health

Medical consumables

Dental equipment and supplies

Ophthalmic supplies

Diagnostics

Pharmaceutical supplies

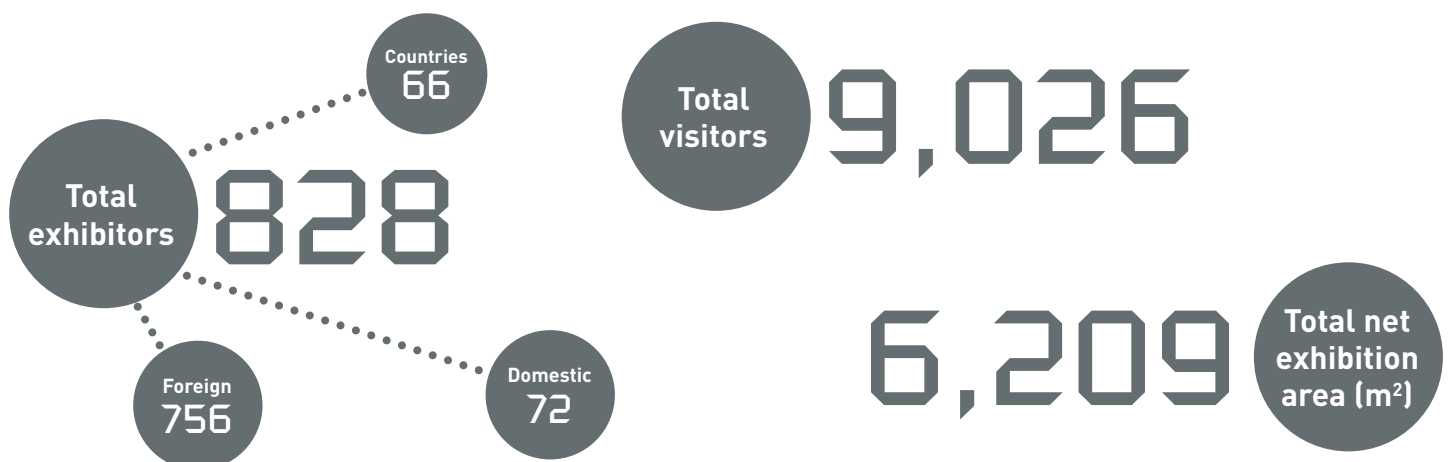
Disinfection and disposal systems

Rehabilitation equipment/
orthopaedic supplies

Electromedical equipment/
medical technology

Services and publication

Statistics 2017



MEDICAlliance

Economic data for Thailand



Future prospects for “Medical Technology”

The sales market for medical technology in Thailand grew by around 9 per cent to just about USD 1.4 billion in 2017. Long-term forecasts are also predominantly positive, with annual growth rates of up to 10 per cent. The government supports the development with a strategic ten-year plan until 2025, which is intended to further strengthen Thailand’s importance as a hub for health and wellness in the ASEAN region. Even though the public sector accounts for the greater part of demand (around 55 per cent), in particular private clinics invest in modern technologies.

Source: GTAI, Branchen kompakt: Medizintechnik (Medical Technology)
Further information: www.thaimed.co.th

Market data for “Medical Technology”

Market volume in US\$ millions (2017)

1,375

Import in US\$ millions (2017)

1,157

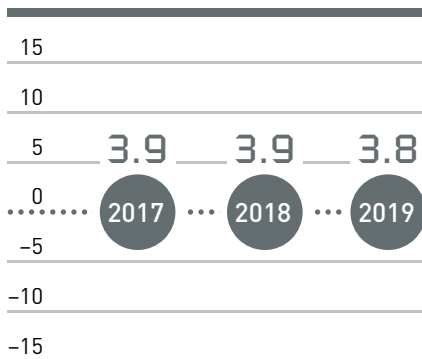
Outline data

	Number of inhabitants (million)	68.8	2015
	Population increase (% p.a.)	0.4	2015
	Average life expectancy at birth (years)	74.6	2015
	Proportion of health expenditure to GDP (%)	6.6	2015
	Doctors/100,000 inhabitants	47	2014
	Hospital beds/100,000 inhabitants	227	2014

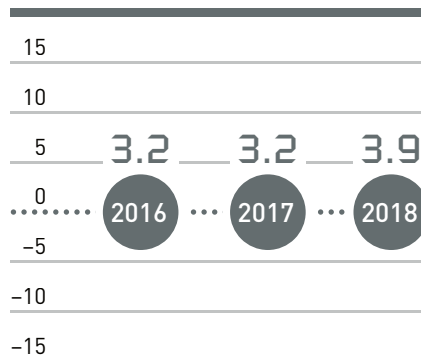
Key economic data 2015 to 2019*

Real change in % in comparison with previous year | *2018 and 2019: Forecast | Source: GTAI, Branchen kompakt: Medizintechnik (Medical Technology)

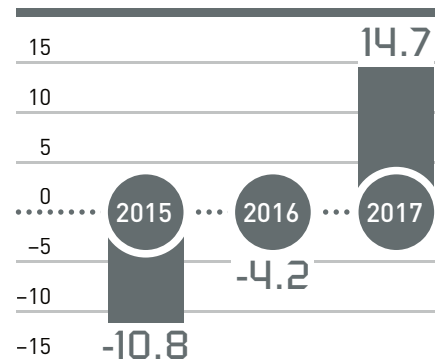
GDP



Gross capital investment



Import



MEDICAL MANUFACTURING



Manufacturing Processes for Medical
Technology Exhibition and Conference

MARINA BAY SANDS, SINGAPORE
9 – 11 SEPTEMBER 2020

www.medmanufacturing-asia.com

Member of  MEDICAlliance

General information



Established
2012



Project management
Daphne Yeo



Staging cycle
Biennial



Organiser
Messe Düsseldorf Asia Pte. Ltd.



Contact
Daphne Yeo
mma@mda.com.sg
Phone: +65 6332 9620
Christian Bigge
BiggeC@messe-duesseldorf.de
Phone: +49 211 4560 573



Co-located exhibition
MEDICAL FAIR ASIA



Venue
The Sands Expo & Convention
Centre, Marina Bay Sands,
Singapore

Visitor target groups

- Design engineers
- Engineers and technicians for R&D and production departments
- Heads of research and development departments
- Medical technology exhibitors from MEDICAL FAIR ASIA
- Packaging specialists
- Process engineers
- Production managers
- Qualification and validation specialists
- Quality assurance/quality control managers
- Technical procurement managers
- Visitors from industry and commerce

Main product categories

Adhesives
Assembly
Assembly, automation and production technology
Biocompatible materials
Clean room technology/equipment
Coating & functional surfaces
Components
Contract manufacture, design, construction, research and redevelopment
Drug delivery
Engineering
Lab-on-a-chip
Microactuators
Microfluidics

Microsensors
Microstructuring
Moulding equipment
Nanomaterials
New materials
Packaging
Plastics and elastomers, resins/ raw materials
Precision processing
Process technology
Quality management
Smart materials
Sterilisation services
System partnerships
Testing equipment/services

Statistics 2018



MEDICALAlliance

Economic data for Singapore



Future prospects for “Medical Technology”

The highly developed and largely saturated market for medical technology in Singapore should continue to expand in the medium term, with rates in the double digits in some cases. It is primarily public hospital projects that are ensuring sustained growth. The RMI Research Group expects annual growth of 11 per cent by 2020 and a market volume of around USD 858 million. The bulk of medical technology is imported, so that there are still excellent opportunities for international manufacturers.

Source: GTAI, Branchen kompakt: Medizintechnik (Medical Technology)
Further information: www.smfederation.org.sg

Market data for “Medical Technology”

Market volume in US\$ millions (2015)

0,509

Import in US\$ millions (2015)

3,500

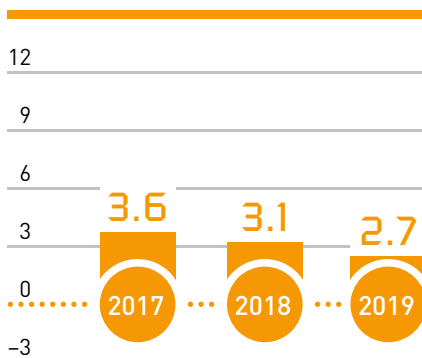
Outline data

	Number of inhabitants (million)	5.5	2015
	Population increase (% p.a.)	1.2	2015
	Average life expectancy at birth (years)	83	2015
	Proportion of health expenditure to GDP (%)	4.9	2014
	Doctors/100,000 inhabitants	225	2015
	Hospital beds/100,000 inhabitants	244	2015

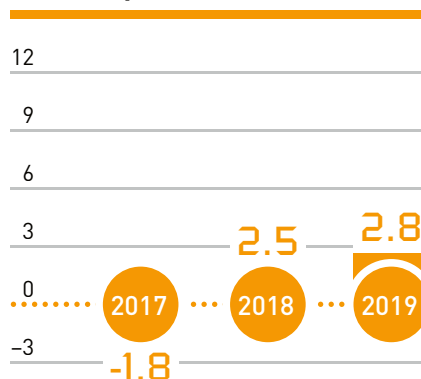
Key economic data 2017 to 2019*

Real change in % in comparison with previous year | *2018 and 2019: Forecast | Source: GTAI, Branchen kompakt: Medizintechnik (Medical Technology)

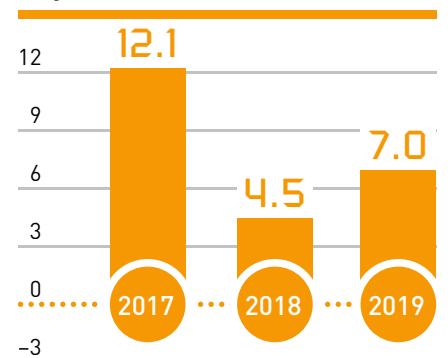
GDP



Gross capital investment



Import





www.feriameditech.com

International Health Fair

CORFERIAS – Bogotá International Business and Exhibitions Center

BOGOTÁ, COLOMBIA

14–17 JULY 2020


Member of  **MEDICAlliance**


General information

 **Established**
2008

 **Organiser**
The International Business and Exhibition Center of Bogotá – CORFERIAS and Messe Düsseldorf North America

 **Venue**
CORFERIAS – Bogotá International Business and Exhibitions Center

 **Project management**
Ana Linda Garibello
Diego Laverde Gutierrez

 **Contact**
Ryan Klemm
rklemm@mdna.com
Phone: +1 312 621-5832
Vanessa Klein
KleinV@messe-duesseldorf.de
Phone: +49 211 4560 489

 **Staging cycle**
Biennial

Visitor target groups

- General managers, directors, CFOs, administrative managers, hospital and clinic purchasing managers and industry organisations
- Health professionals: doctors, specialists, physicians, nurses, physiotherapists and orthodontists
- Guild officials, universities, associations, government and nongovernmental organisations
- Specialised media
- International buyers: Latin America

Main product categories

Medical equipment, surgical, orthopedic, rehabilitation and physiotherapy
Clinical laboratories, supplies and endowment
Architecture, hospital construction and furniture
Software, IT and services related to the industry
Waste management and clean technologies
Academy, hospital management consulting and specialized publications
Medical institutions
Governmental entities, guilds that support the sector and scientific societies
Pharmaceutical laboratories

Statistics 2018



MEDICAlliance

Economic data for Colombia



Future prospects for “Medical Technology”

With a market volume of USD 1.2 billion (2016), Colombia’s medical-technology market is the fourth-largest in Latin America. Demand for medical technology is currently sluggish due to the weaker economic situation, however, according to forecasts, it is expected to increase significantly to USD 1.7 billion by 2020. There is a great need for modernisation, especially in public hospitals and in the expansion of the medical infrastructure in rural areas. The growing population, due in part to immigration from Venezuela, will also drive sales. Due to low domestic production, Colombia is dependent on foreign supplies, which, however, suffer greatly due to the loss in value of the peso. 87 per cent of the demand is imported from abroad, above all high-tech equipment.

Source: Germany Trade & Invest, www.gtai.com
Further information: www.minsalud.gov.co

Market data for “Medical Technology”

Market volume in US\$ millions (2016)

1,197

Import in US\$ millions (2016)

1,106

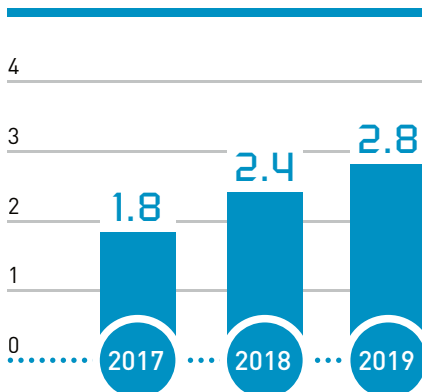
Outline data

	Number of inhabitants (million)	49.3	2017
	Population increase (% p.a.)	1.0	2016
	Average life expectancy at birth (years)	74.2	2015
	Proportion of health expenditure to GDP (%)	7.2	2014
	Doctors/100,000 inhabitants	150	2010
	Hospital beds/100,000 inhabitants	150	2012

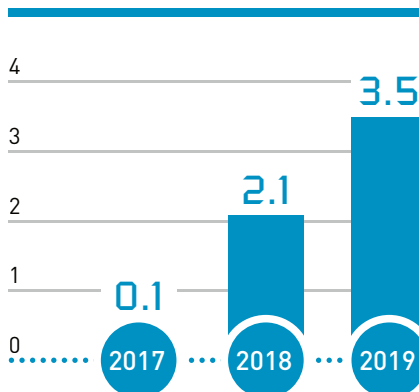
Key economic data 2017 to 2019*

Real change in % in comparison with previous year | *2018 and 2019: Forecast; Source: Germany Trade & Invest, www.gtai.com

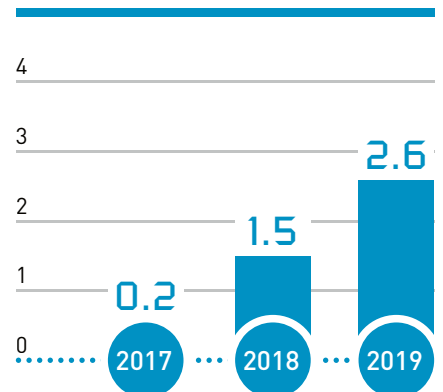
GDP



Gross capital investment



Import





International Event of Solutions, Products,
Services, Technology, Innovation and
Equipment for the Healthcare Sector

SÃO PAULO | BRAZIL
19 – 22 MAY 2020

www.hospitalar.com

Member of  MEDICAlliance

General information



Established
1994



Staging cycle
Annual



Contact
Marcelo Gaspar
international@hospitalar.com.br
Phone: +55 11 4878 5989
Udo Wiemann
WiemannU@messe-duesseldorf.de
Phone: +49 211 4560 7756



Organiser
UBM Brazil



Project management
Marcelo Gaspar



Venue
Expo Center Norte
São Paulo, Brazil

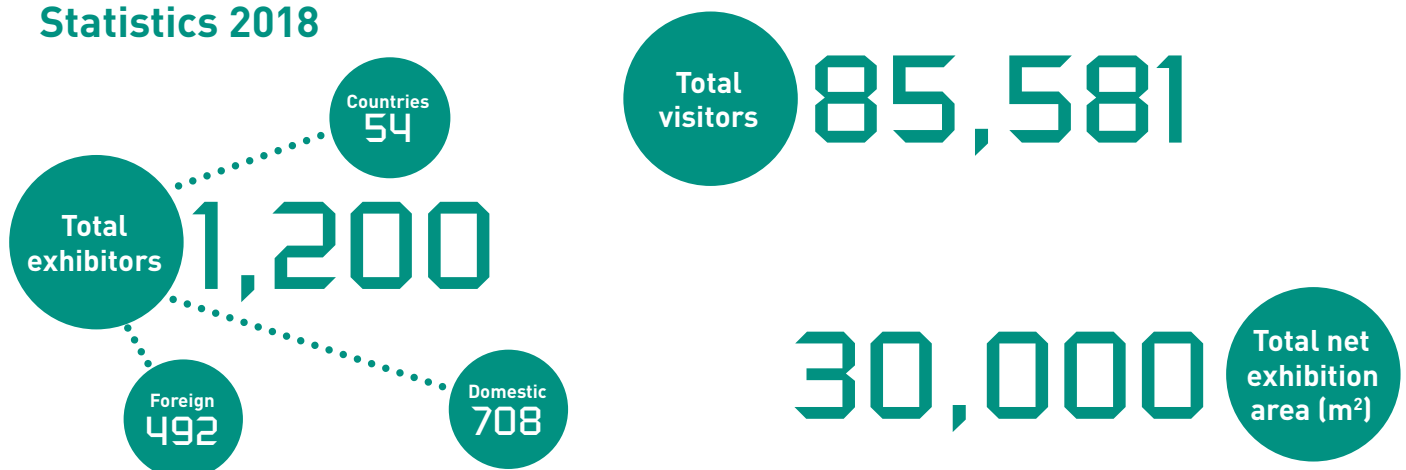
Visitor target groups

- Hospitals, healthcare establishments, medical clinics and laboratories
- Distributors, representatives, importers, exporters
- Nursing
- Medical doctors
- Manufacturers
- Medical product stores and pharmacies
- Hospital engineering and architecture

Main product categories

Hospital equipment	Laundry
Medical technology	Meals and catering
Laboratory equipment	Surgical centres
Emergencies and transportation	Medical consumables
Orthopaedics and physiotherapy	Infirmaries and monitoring
Medications and hospital pharmacies	Traumatology and post-operative recuperation
Informatics and communications	Home healthcare
Projects, installations and constructions	Specialised medical literature
Hospitality and furniture	
Uniforms, linens and towels	

Statistics 2018



MEDICAlliance

Economic data for Brazil



Future prospects for “Medical Technology”

Brazil’s market for medical technology is likely to have passed its low point. Although public spending on the health sector is still stagnating due to the economic situation, the private sector is gradually increasing its investments again. According to the Brazilian industry association Abimed, demand for medical technology and imports are expected to increase slightly again this year, as the market for private clinics and hospitals in particular is consolidating. The market for medical technology in Brazil reached a volume of USD 5.7 billion in 2017 (2016: USD 5.4 billion).

Source: GTAI, Branchen kompakt: Medizintechnik (Medical Technology)
Further information: www.abimo.org.br

Market data for “Medical Technology”

Market volume in US\$ millions (2017)

5,705

Import in US\$ millions (2017)

2,221


Outline data

	Number of inhabitants (million)	207.7	2017
	Population increase (% p.a.)	0.7	2017
	Average life expectancy at birth (years)	75.8	2016
	Proportion of health expenditure to GDP (%)	9.1	2015
	Doctors/100,000 inhabitants	232	2017
	Hospital beds/100,000 inhabitants	237	2017

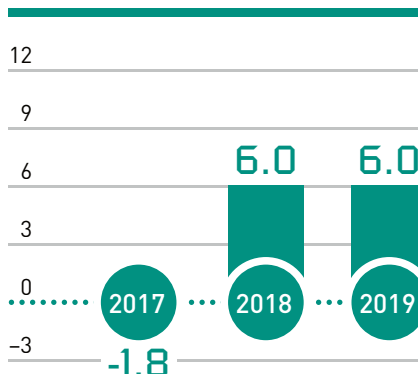
Key economic data 2017 to 2019*

Real change in % in comparison with previous year | *2018 and 2019: Forecast | Source: GTAI, Branchen kompakt: Medizintechnik (Medical Technology)

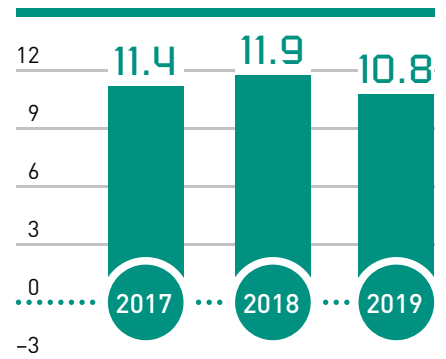
GDP



Gross capital investment



Import





www.zdravo-expo.ru/en


International Exhibition for Healthcare,
Medical Engineering and Pharmaceuticals

MOSCOW, RUSSIA
2-6 DECEMBER 2019

Member of  **MEDICAlliance**

General information

 **Established**
1974

 **Organiser**
Expocentre

 **Venue**
Expocentre

 **Project management**
Dietmar Terviel

 **Contact**
Dietmar Terviel
TervielD@messe-duesseldorf.de
Phone: +49 211 4560 7734

 **Staging cycle**
Annual

Visitor target groups

- General practitioners
- Health ministry officials
- Hospital doctors/nursing staff
- Hospital managers
- Medical trade
- Medical industry
- Pharmacists
- Physiotherapists
- Public institutions

Main product categories

Medical instrumentation,
equipment and diagnostics

Primary healthcare

Laboratory medicine (test systems,
laboratory equipment, laboratory
diagnostics, laboratory furniture)

Medical consumables, suture materials,
medical clothing, products for patient
care and hygiene products

Design and facilities for hospitals,
physicians' rooms, health and spa centres,
sanitation, disinfection and sterilisation
equipment, sterile products' storage

Medical furniture

High medical technologies for cardiology,
transplantology, neurosurgery, reproductive
medicine, nanotechnologies

Advanced information technologies
in medicine

Maternal and child health, modern
medical technologies

Dentistry

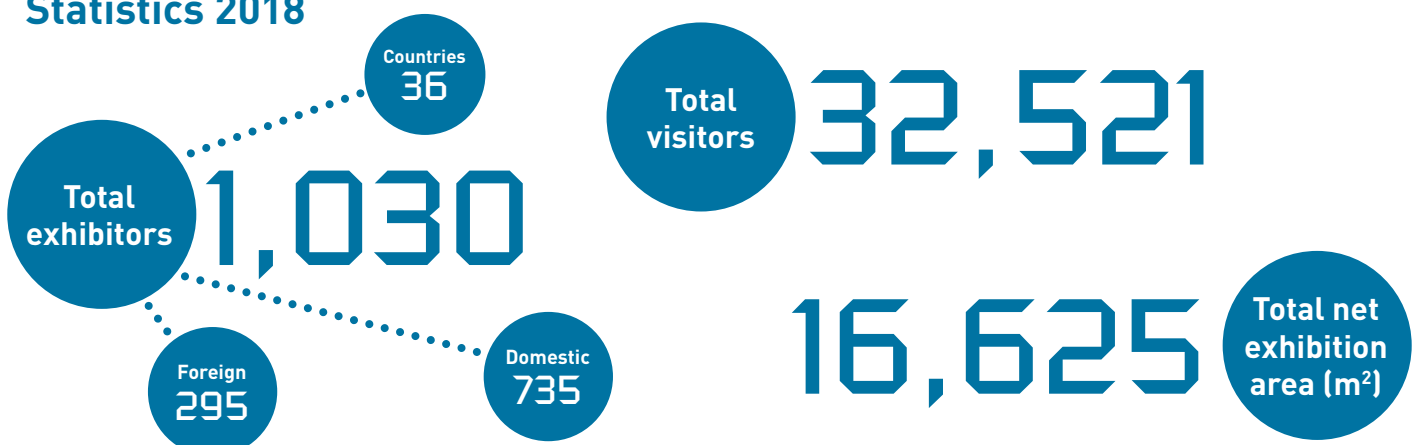
Insurance medicine, individual healthcare
programmes, patient care medical
services

Medical research institutes, medical
schools and departments, postgraduate
medical education, medical literature,
medical e-magazines

Medical treatment abroad

Exhibition "Healthy Lifestyle":
rehabilitation and sports medicine,
spa technology, -equipment,
-supplies, fitness centres, health
nutrition products, balneology

Statistics 2018



MEDICAlliance

Economic data for Russia

ZDRAVOOKHRANENIYE
INTEGRATION



Future prospects for “Medical Technology”

After the weak past few years, demand for medical technology in Russia is picking up again. The industry is benefiting from increasing investments in the health sector. More than EUR 40 billion will be invested in new clinics and other medical equipment this year. Analysts of the management consultancy KPMG even expect public spending of around EUR 48 billion this year (+10 per cent compared to 2017), which corresponds to a share of around 3.6 per cent of the GDP. The government wants to tighten import substitution in medical technology, which should make market access more difficult for international companies. The private health sector and telemedicine offer new and promising business opportunities.

Source: GTAI, Branchen kompakt: Medizintechnik (Medical Technology)
Further information: www.medprom.ru

Market data for “Medical Technology”

Market volume in US\$ millions (2016)

3,122

Import in US\$ millions (2016)

2,711

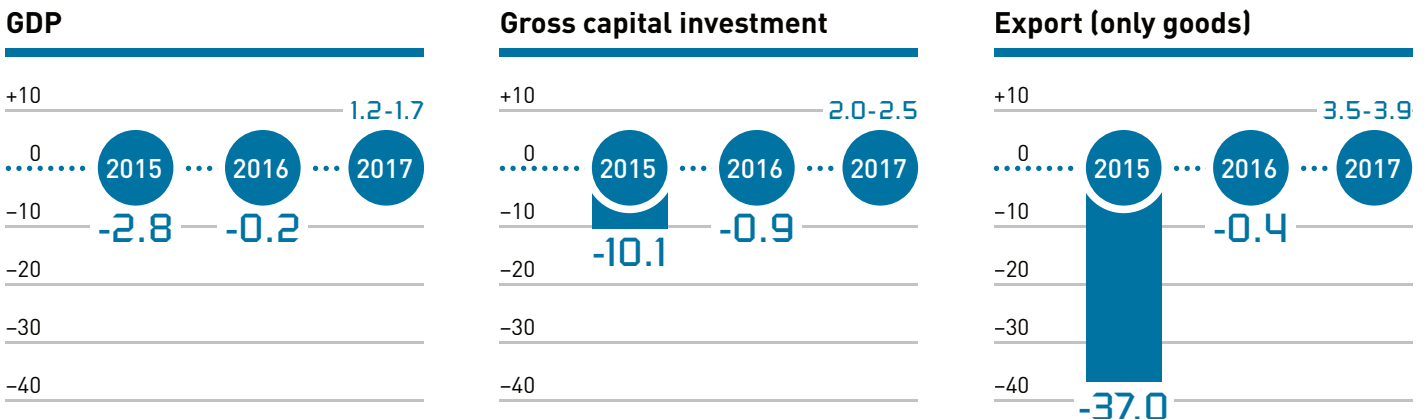
Outline data

	Number of inhabitants (million)	146.9	2016
	Population increase (% p.a.)	0.1	2016
	Average life expectancy at birth (years)	71.8	2016
	Proportion of health expenditure to GDP (%)	3.6	2016
	Doctors/100,000 inhabitants	459	2016
	Hospital beds/100,000 inhabitants	866	2016

Source: Statistisches Bundesamt

Key economic data 2015 to 2017*

Real change in % in comparison with previous year | *2016 and 2017: Forecast | Source: GTAI, Branchen kompakt: Medizintechnik (Medical Technology)





MEDICAlliance

WHERE HEALTHCARE IS GOING

MEDICA DÜSSELDORF 18 – 21 November 2019

COMPAMED DÜSSELDORF 18 – 21 November 2019

REHACARE DÜSSELDORF 18 – 21 September 2019

FAMDENT SHOW MUMBAI 7 – 9 June 2019

INTEGRATION MOSCOW 25 – 27 June 2019

MEDICAL FAIR ASIA SINGAPORE 9 – 11 September 2020

MEDICAL FAIR CHINA SUZHOU 5 – 7 September 2019

MEDICAL FAIR INDIA MUMBAI 5 – 7 March 2020

MEDICAL FAIR INDIA NEW DELHI February 2021

MEDICAL FAIR THAILAND BANGKOK 11 – 13 September 2019

MEDICAL MANUFACTURING ASIA SINGAPORE 9 – 11 September 2020

MEDITECH BOGOTÁ 14 – 17 July 2020

Strategic Co-operations:

HOSPITALAR SÃO PAULO 19 – 22 May 2020

ZDRAVOOKHRANENIYE MOSCOW 2 – 6 December 2019

JOIN MORE
THAN 400 000
MEDICAL EXPERTS
AT OUR TRADE FAIRS
WORLDWIDE

www.medicalliance.global

Messe Düsseldorf GmbH
Postfach 101006 _ 40001 Düsseldorf _ Germany
Tel. +49 211 4560-01 _ Fax +49 211 4560-668
www.messe-duesseldorf.de


**Messe
Düsseldorf**